
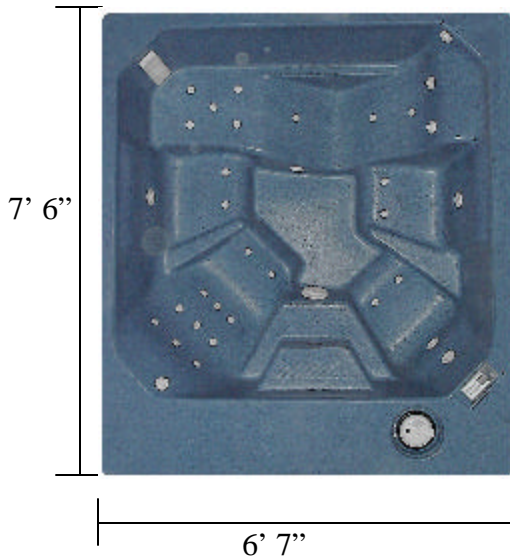


# MARK V

Dry Weight Approx. 500 lbs.  
 Water Capacity – 320 Gals.  
 Seats Five to Six Persons



## Cabinet

(Premium Grade Composite)




### (DELUXE)

Seats Five to Six  
 Contoured Seats w/ Lounge  
 1 - 2HP High Performance  
 Two Speed Pump  
 1 - 1.5HP Two Speed Pump  
 1 - 1.5HP Magnum  
 Two Speed Blower  
 Required 240V  
 50amp Breaker  
 32 Jets  
 12 Air Jets  
 Electronic Programmable  
 Spa side Control  
 Low Voltage Light  
 Easy Care Acrylic Surface  
 Removable Side Panels  
 Double Insulated  
 Easy Care Top Access Filter

### (STANDARD)

Seats Five to Six  
 Contoured Seats w/ Lounge  
 1 - 2HP High Performance  
 Two Speed Pump  
 1 - 1.5HP Magnum  
 Two Speed Blower  
 Required 240V  
 50amp Breaker  
 20 Jets  
 12 Air Jets  
 Electronic Programmable  
 Spa side Control  
 Low Voltage Light  
 Easy Care Acrylic Surface  
 Removable Side Panels  
 Double Insulated  
 Easy Care Top Access Filter



Spring  
Green

Sahara

Sage

Dark  
Twilight

Caribbean  
Blue